
Sustainability Report

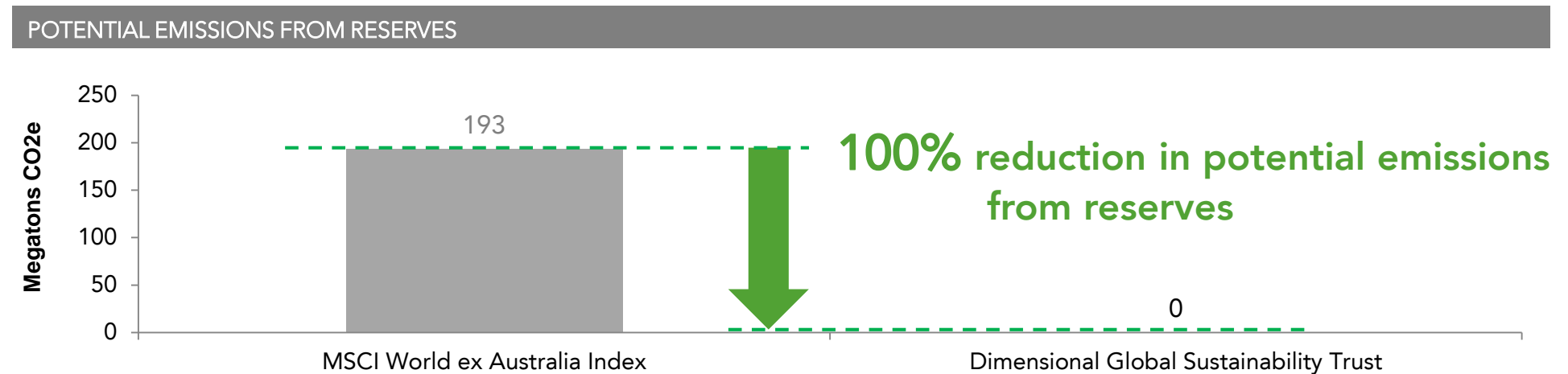
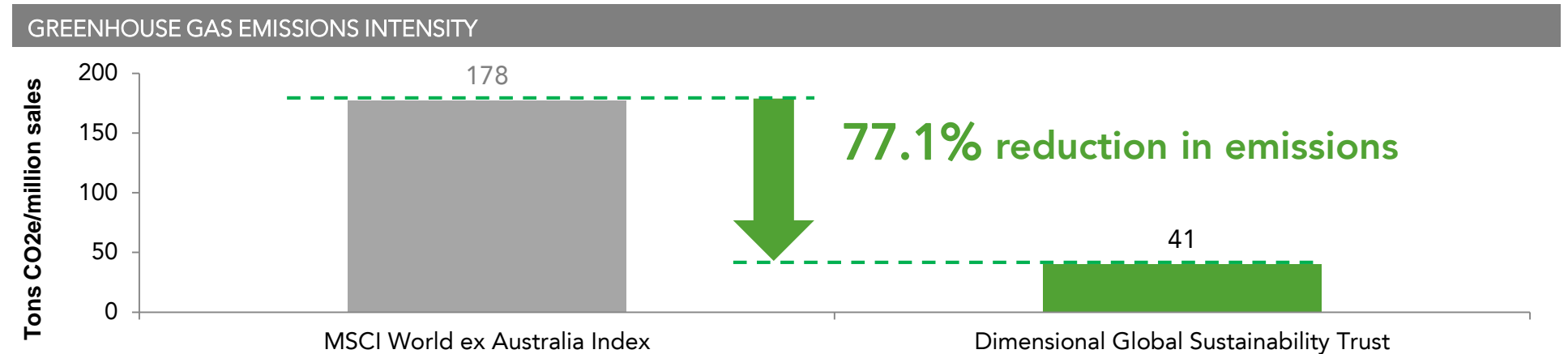
Dimensional Global Sustainability Trust

As at 30 September, 2019

This material is issued by DFA Australia Limited (AFS License No. 238093, ABN 46 065 937 671). This material is provided for information only. No account has been taken of the objectives, financial situation or needs of any particular person. Accordingly, to the extent this material constitutes general financial product advice, investors should, before acting on the advice, consider the appropriateness of the advice, having regard to the investor's objectives, financial situation and needs. Any opinions expressed in this material reflect our judgment at the date of publication and are subject to change. Environmental and social screens may limit investment opportunities for the fund.

Fossil Fuel Smart

Emissions exposure as at 30 September 2019

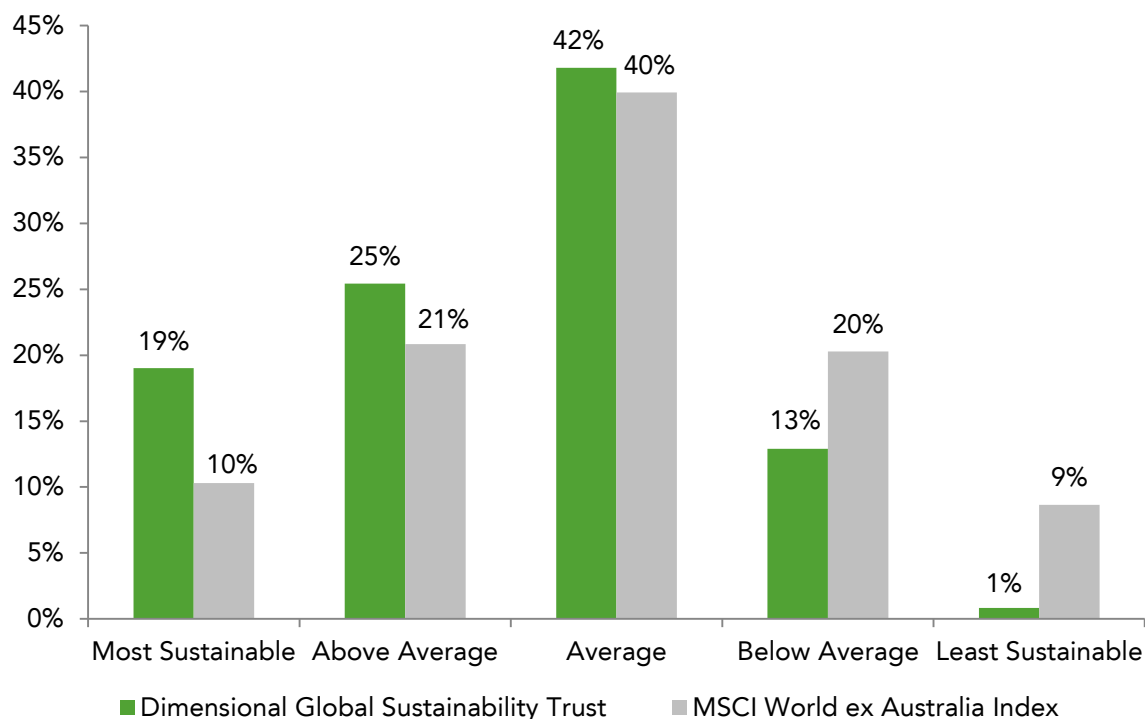


Certain information incorporated herein has been provided by MSCI ESG Research Inc. ("ESG"). Although Dimensional Fund Advisors' information providers, including without limitation, ESG and its affiliates (the "ESG Parties"), obtain information from sources they consider reliable, none of the ESG Parties warrants or guarantees the originality, accuracy, and/or completeness of any data herein. None of the ESG Parties makes any express or implied warranties of any kind, and the ESG Parties hereby expressly disclaim all warranties of merchantability and fitness for a particular purpose, with respect to any data herein. None of the ESG Parties shall have any liability for any errors or omissions in connection with any data herein. Further, without limiting any of the foregoing, in no event shall any of the ESG Parties have any liability for any direct, indirect, special, punitive, consequential, or any other damages (including lost profits) even if notified of the possibility of such damages. MSCI data copyright MSCI 2019, all rights reserved.

Weight Distribution by Sustainability Score

As at 30 September 2019

DIMENSIONAL GLOBAL SUSTAINABILITY TRUST VS. MSCI WORLD EX AUSTRALIA INDEX



- The portfolio holds a greater weight than the broad market in companies with high and above-average sustainability scores.
- The portfolio holds a lesser weight than the broad market in companies with low or below-average sustainability scores.

The sustainability score of each company is based on sustainability criteria created by Dimensional. The weighting of companies in each sustainability score category (e.g., "Most Sustainable," "Above Average," "Average," "Below Average," and "Least Sustainable") is determined by computing breakpoints based on each company's sustainability score within its respective target market.

Certain information incorporated herein has been provided by MSCI ESG Research Inc. ("ESG"). Although Dimensional Fund Advisors' information providers, including without limitation, ESG and its affiliates (the "ESG Parties"), obtain information from sources they consider reliable, none of the ESG Parties warrants or guarantees the originality, accuracy, and/or completeness of any data herein. None of the ESG Parties makes any express or implied warranties of any kind, and the ESG Parties hereby expressly disclaim all warranties of merchantability and fitness for a particular purpose, with respect to any data herein. None of the ESG Parties shall have any liability for any errors or omissions in connection with any data herein. Further, without limiting any of the foregoing, in no event shall any of the ESG Parties have any liability for any direct, indirect, special, punitive, consequential, or any other damages (including lost profits) even if notified of the possibility of such damages. MSCI data copyright MSCI 2019, all rights reserved.

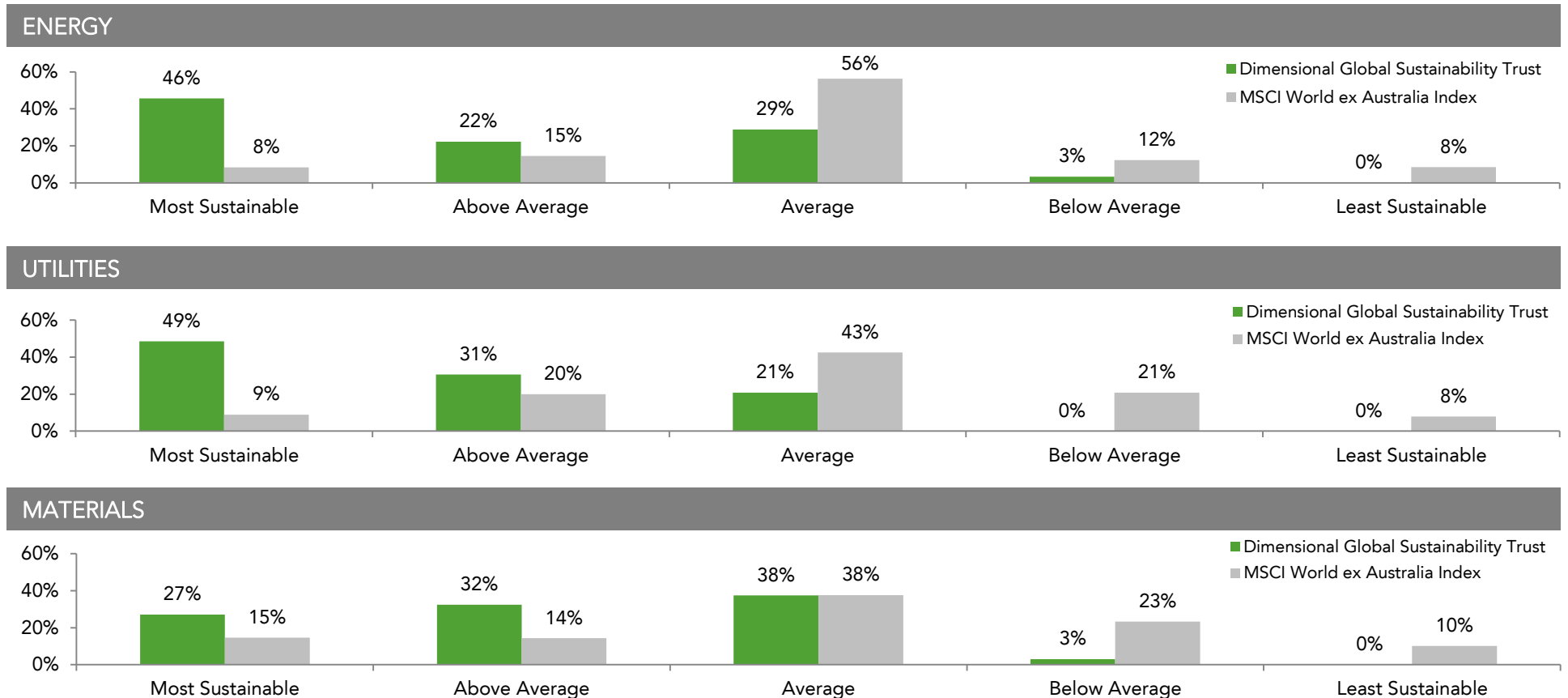
Sector Allocations

As at 30 September 2019

DIMENSIONAL GLOBAL SUSTAINABILITY TRUST	
PORTFOLIO WEIGHTS (%)	
Information Technology	16.95%
Financials	16.46%
Consumer Discretionary	13.85%
Health Care	12.49%
Industrials	12.33%
Communication Services	9.78%
Consumer Staples	6.53%
Materials	4.96%
Real Estate	3.93%
Energy	1.67%
Utilities	1.05%
Other	—

Weight Distribution by Sustainability Score

As at 30 September 2019

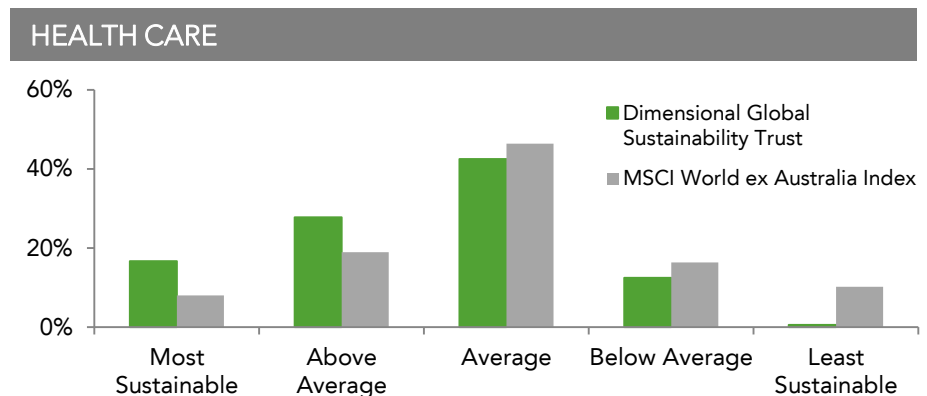
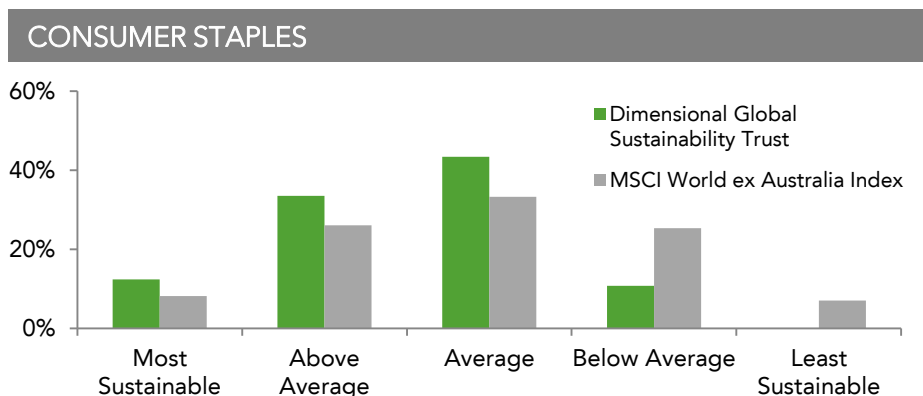
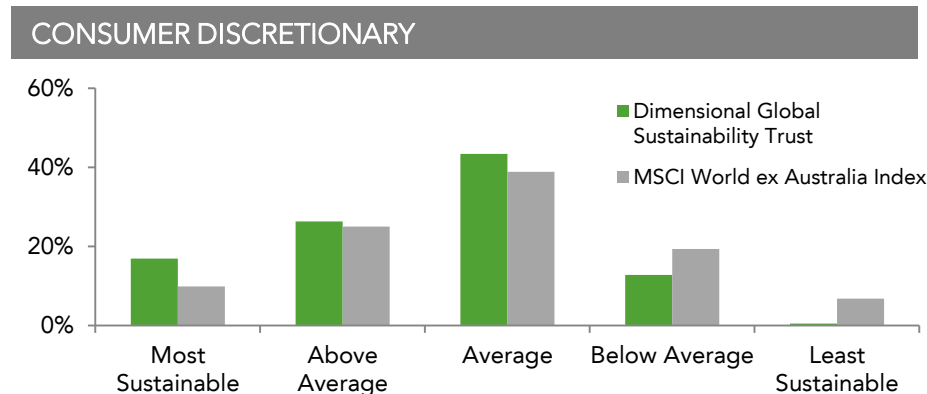
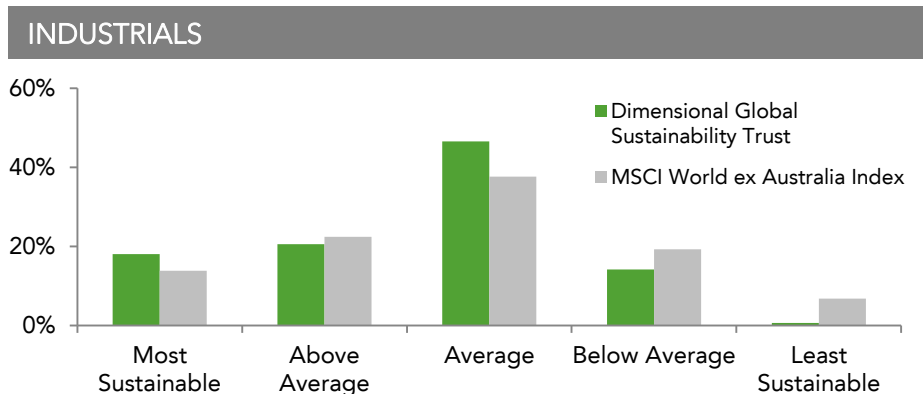


The sustainability score of each company is based on sustainability criteria created by Dimensional. The weighting of companies in each sustainability score category (e.g., "Most Sustainable," "Above Average," "Average," "Below Average," and "Least Sustainable") is determined by computing breakpoints based on each company's sustainability score within its respective target market.

Certain information incorporated herein has been provided by MSCI ESG Research Inc. ("ESG"). Although Dimensional Fund Advisors' information providers, including without limitation, ESG and its affiliates (the "ESG Parties"), obtain information from sources they consider reliable, none of the ESG Parties warrants or guarantees the originality, accuracy, and/or completeness of any data herein. None of the ESG Parties makes any express or implied warranties of any kind, and the ESG Parties hereby expressly disclaim all warranties of merchantability and fitness for a particular purpose, with respect to any data herein. None of the ESG Parties shall have any liability for any errors or omissions in connection with any data herein. Further, without limiting any of the foregoing, in no event shall any of the ESG Parties have any liability for any direct, indirect, special, punitive, consequential, or any other damages (including lost profits) even if notified of the possibility of such damages. MSCI data copyright MSCI 2019, all rights reserved.

Weight Distribution by Sustainability Score

As at 30 September 2019

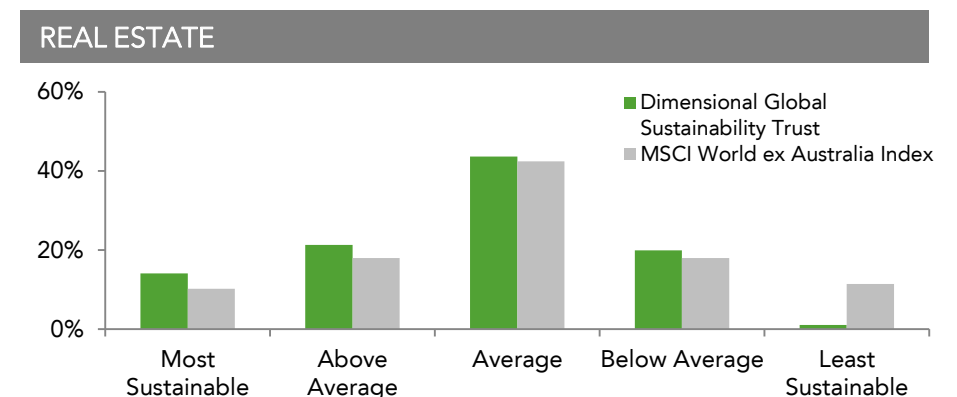
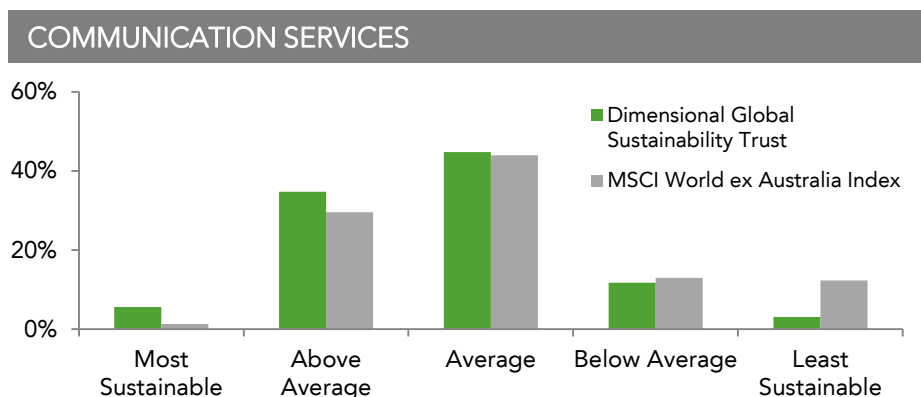
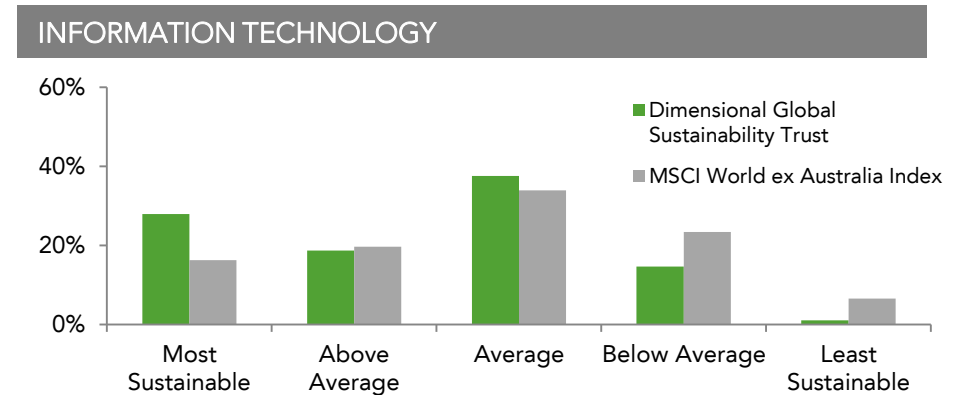
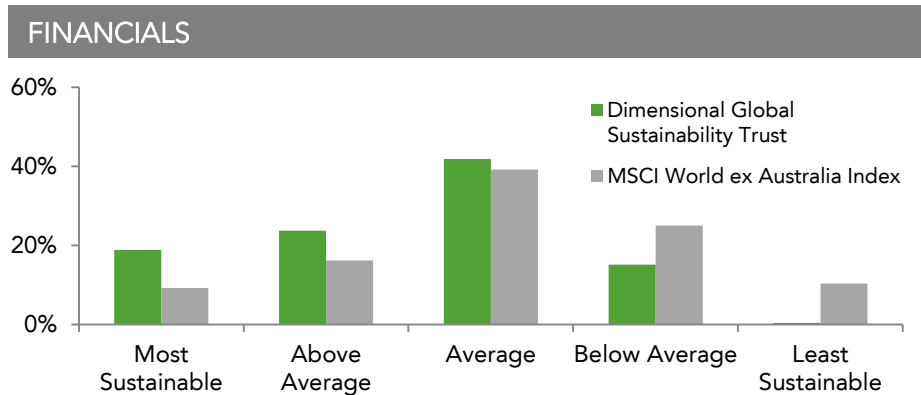


The sustainability score of each company is based on sustainability criteria created by Dimensional. The weighting of companies in each sustainability score category (e.g., "Most Sustainable," "Above Average," "Average," "Below Average," and "Least Sustainable") is determined by computing breakpoints based on each company's sustainability score within its respective target market.

Certain information incorporated herein has been provided by MSCI ESG Research Inc. ("ESG"). Although Dimensional Fund Advisors' information providers, including without limitation, ESG and its affiliates (the "ESG Parties"), obtain information from sources they consider reliable, none of the ESG Parties warrants or guarantees the originality, accuracy, and/or completeness of any data herein. None of the ESG Parties makes any express or implied warranties of any kind, and the ESG Parties hereby expressly disclaim all warranties of merchantability and fitness for a particular purpose, with respect to any data herein. None of the ESG Parties shall have any liability for any errors or omissions in connection with any data herein. Further, without limiting any of the foregoing, in no event shall any of the ESG Parties have any liability for any direct, indirect, special, punitive, consequential, or any other damages (including lost profits) even if notified of the possibility of such damages. MSCI data copyright MSCI 2019, all rights reserved.

Weight Distribution by Sustainability Score

As at 30 September 2019



The sustainability score of each company is based on sustainability criteria created by Dimensional. The weighting of companies in each sustainability score category (e.g., "Most Sustainable," "Above Average," "Average," "Below Average," and "Least Sustainable") is determined by computing breakpoints based on each company's sustainability score within its respective target market.

Certain information incorporated herein has been provided by MSCI ESG Research Inc. ("ESG"). Although Dimensional Fund Advisors' information providers, including without limitation, ESG and its affiliates (the "ESG Parties"), obtain information from sources they consider reliable, none of the ESG Parties warrants or guarantees the originality, accuracy, and/or completeness of any data herein. None of the ESG Parties makes any express or implied warranties of any kind, and the ESG Parties hereby expressly disclaim all warranties of merchantability and fitness for a particular purpose, with respect to any data herein. None of the ESG Parties shall have any liability for any errors or omissions in connection with any data herein. Further, without limiting any of the foregoing, in no event shall any of the ESG Parties have any liability for any direct, indirect, special, punitive, consequential, or any other damages (including lost profits) even if notified of the possibility of such damages. MSCI data copyright MSCI 2019, all rights reserved.

Emissions by Sector

As at 30 September 2019

DIMENSIONAL GLOBAL SUSTAINABILITY TRUST

Sector	Sector Weight	GHG Emissions Intensity	Potential Emissions From Reserves
Energy	1.7%	248.0	0.2
Materials	5.0%	248.0	—
Industrials	12.3%	50.9	—
Consumer Discretionary	13.9%	20.9	—
Consumer Staples	6.5%	44.0	—
Health Care	12.5%	14.9	—
Financials	16.5%	4.1	—
Information Technology	16.9%	13.7	—
Communication Services	9.8%	17.7	—
Utilities	1.1%	300.3	0.1
Real Estate	3.9%	59.7	—
Total	100%	41	0

MSCI WORLD EX AUSTRALIA INDEX

Sector	Sector Weight	GHG Emissions Intensity	Potential Emissions From Reserves
Energy	5.2%	456.7	3,347.8
Materials	4.1%	789.5	354.6
Industrials	11.2%	125.4	47.5
Consumer Discretionary	10.7%	40.1	0.1
Consumer Staples	8.9%	62.0	—
Health Care	12.5%	23.0	—
Financials	15.1%	17.6	2.8
Information Technology	16.9%	26.5	—
Communication Services	8.6%	23.9	—
Utilities	3.6%	2,277.1	5.1
Real Estate	3.3%	102.5	—
Total	100%	178	193

Certain information incorporated herein has been provided by MSCI ESG Research Inc. ("ESG"). Although Dimensional Fund Advisors' information providers, including without limitation, ESG and its affiliates (the "ESG Parties"), obtain information from sources they consider reliable, none of the ESG Parties warrants or guarantees the originality, accuracy, and/or completeness of any data herein. None of the ESG Parties makes any express or implied warranties of any kind, and the ESG Parties hereby expressly disclaim all warranties of merchantability and fitness for a particular purpose, with respect to any data herein. None of the ESG Parties shall have any liability for any errors or omissions in connection with any data herein. Further, without limiting any of the foregoing, in no event shall any of the ESG Parties have any liability for any direct, indirect, special, punitive, consequential or any other damages (including lost profits) even if notified of the possibility of such damages. Real Estate Investment Trusts (REITs) are shown as a separate category to illustrate their exclusion from certain funds. These Sector Allocations are as at the date shown and are subject to change. They are non-binding and indicative only. Investors should consider the current PDS in deciding whether to invest in the trusts, or to continue to hold their investments in the trusts. MSCI data copyright MSCI 2019, all rights reserved.

Appendix

Disclosure & Disclaimer

The issuer of this document is DFA Australia Limited (AFS License No.238093, ABN 46 065 937 671). This material is provided for information only. No account has been taken of the objectives, financial situation, or needs of any particular person. Accordingly, to the extent this material constitutes general financial product advice, investors should, before acting on the advice, consider the appropriateness of the advice, having regard to the investor's objectives, financial situation, and needs.

This is not an offer or recommendation to buy or sell securities or other financial products, nor a solicitation for deposits or other business, whether directly or indirectly. Any opinions expressed in this publication reflect our judgment at the date of publication and are subject to change.

A Product Disclosure Statement (PDS) for the Dimensional Wholesale Trusts, under which offers to invest in these trusts are made, is available from DFA Australia Limited or by download from our website at www.dimensional.com.au. Investors should consider the current PDS in deciding whether to invest in the trusts, or to continue to hold their investments in the trusts.