
Sustainability Report

Dimensional Two-Year Sustainability Fixed Interest Trust

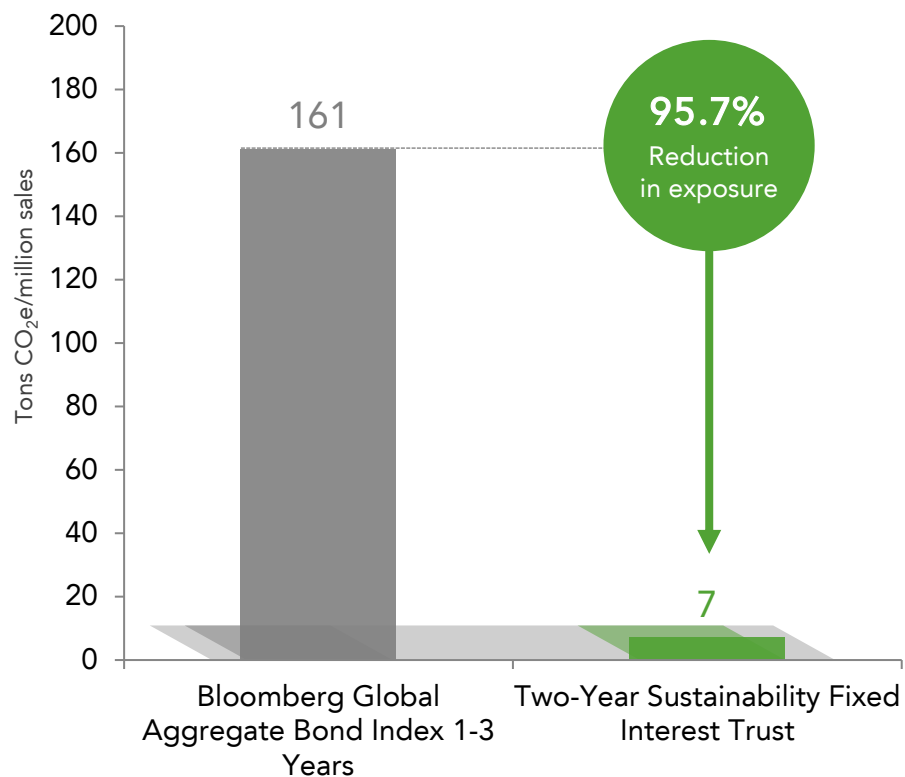
As at 30 September, 2021

This material is issued by DFA Australia Limited (AFS License No. 238093, ABN 46 065 937 671). This material is provided for information only. No account has been taken of the objectives, financial situation or needs of any particular person. Accordingly, to the extent this material constitutes general financial product advice, investors should, before acting on the advice, consider the appropriateness of the advice, having regard to the investor's objectives, financial situation and needs. Any opinions expressed in this material reflect our judgment at the date of publication and are subject to change. Environmental and social screens may limit investment opportunities for the fund.

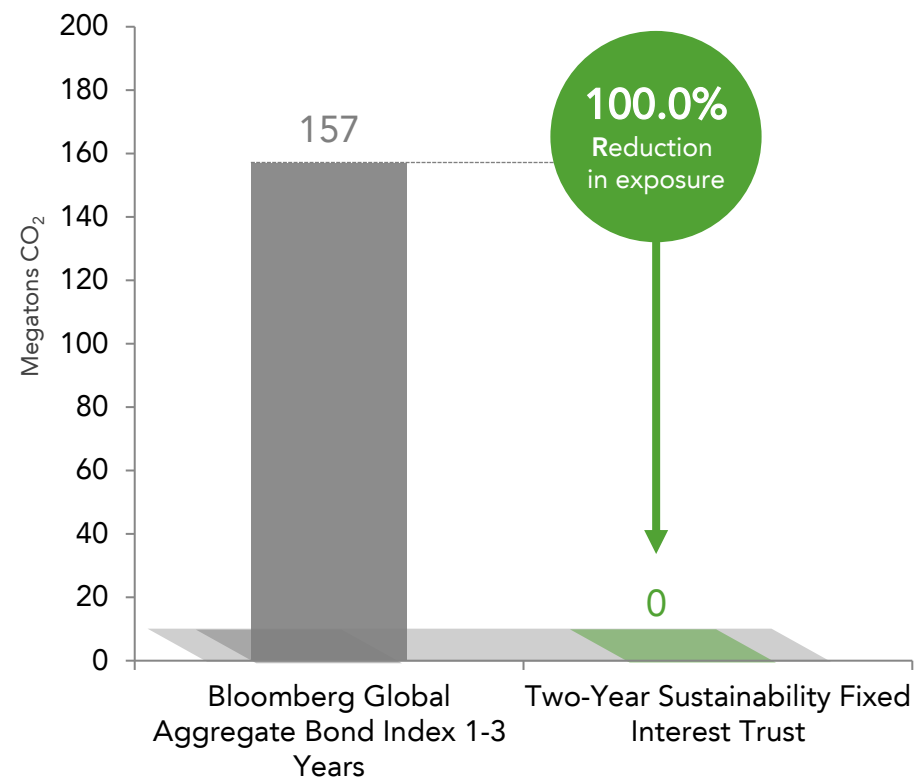
Reduced Emissions Exposure

Emissions exposure as at 30 September, 2021

**GREENHOUSE GAS EMISSIONS INTENSITY
(CORPORATE BONDS ONLY)**

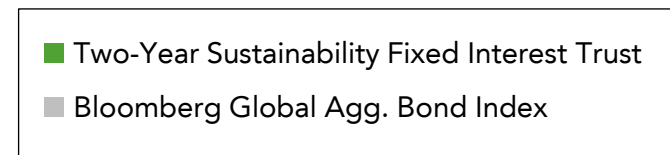
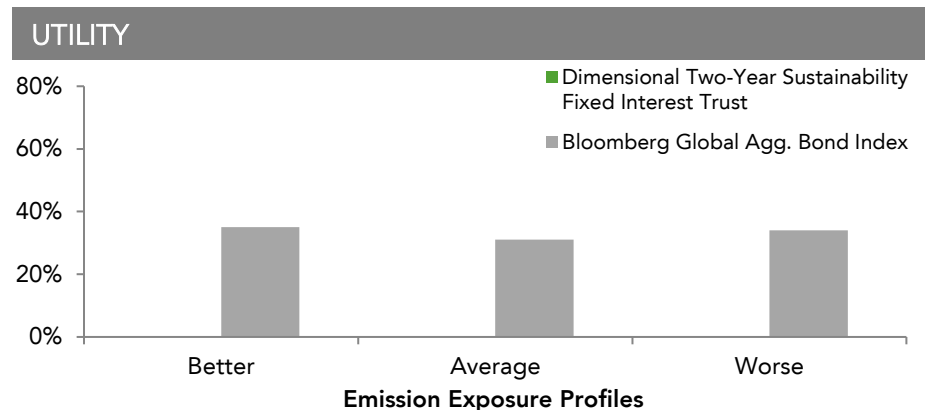
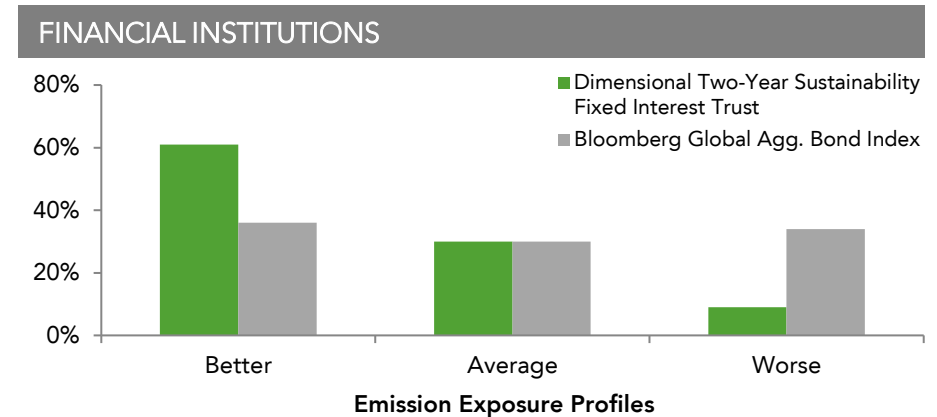
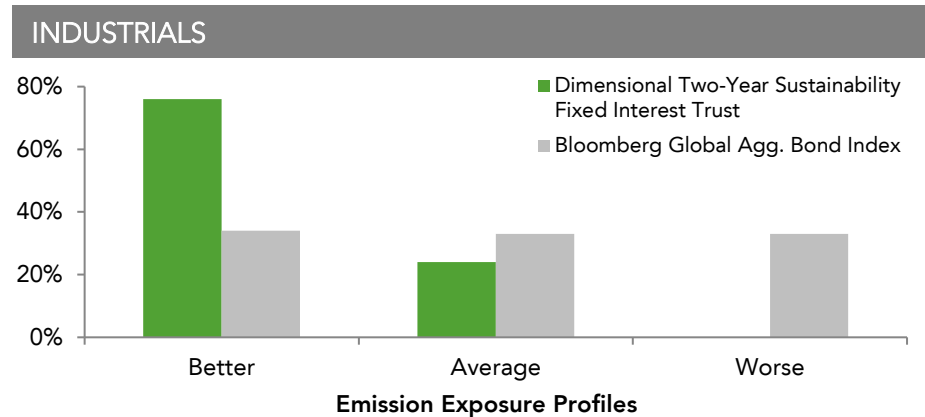


**POTENTIAL EMISSIONS FROM RESERVES
(CORPORATE BONDS ONLY)**



Corporate Sectors by Emission Profiles

As at 30 September, 2021



Please see "Sustainability Data Description and Disclosures" for additional information. The sustainability score of each company is created by Dimensional. This sustainability score takes into consideration each company's greenhouse gas emissions and other sustainability criteria defined by Dimensional as further described in "Sustainability Considerations". Within the portfolio's target market, region, and industry, each company is classified from Most Sustainable to Least Sustainable. The Most Sustainable group is defined as approximately the 10% of companies with the highest sustainability scores. The Above Average is defined as the next 20%; Average is defined as the next 40%; Below Average is defined as the next 20%; and the Least Sustainable group is defined as approximately the 10% of companies with the lowest sustainability scores within the target market. "Bloomberg Global Agg. Bond Index" shown in charts is the Bloomberg Global Aggregate Bond Index 1-3 Years. Bloomberg index data supplied by Bloomberg. Indices cannot be invested into directly.

Security Type and Corporate Sector Weights

Characteristics as of 30 September, 2021

DISTRIBUTION BY SECURITY TYPE (%)



SECTOR WEIGHTS FOR CORPORATE BONDS (%)



Appendix

Sustainability Considerations

Sustainability Bond Trusts

SUSTAINABILITY EXCLUSIONS		
Greenhouse Gas Emissions Intensity ¹	85% of score	Issuers that would otherwise be eligible for investment in the portfolio are ranked by the environmental score, and the lowest-scoring 10% by market value are excluded.
Land Use and Biodiversity	15% of score	
Toxic Spills and Releases		
Operational Waste		
Water Management		
Potential Emissions from Reserves	---	Issuers with high total fossil fuel reserves that may lead to future emissions are generally excluded.
EMISSIONS-FOCUSED WEIGHTING		
Greenhouse Gas Emissions Intensity ¹	Issuers within each sector of the Bloomberg Global Aggregate Corporate Index are ranked by total emissions intensity. A higher than market weight is targeted in bonds with better emissions profiles within each sector. A lower than market weight is targeted in bonds with poor emissions profiles within each sector.	
ADDITIONAL ESG REFINEMENTS ²		
Coal	Companies with evidence of owning any proven and probable thermal or metallurgical coal reserves or any revenue from the mining of thermal coal and its sale to external parties are generally excluded.	
Factory Farming	Companies cited for rearing livestock using particularly intensive methods are generally excluded.	
Palm Oil	Companies with meaningful revenue related to palm oil are generally excluded.	
Controversial Weapons	Companies that manufacture cluster munitions or anti-personnel mines or their key components, chemical and biological weapons or depleted uranium ammunition and armour are generally excluded.	
Nuclear Weapons Components, Systems and Support Services	Companies that manufacture components of nuclear weapons or systems that are capable of the delivery of nuclear warheads, and companies providing support services related to nuclear weapons (such as the repair and maintenance of nuclear weapons) are generally excluded.	
Tobacco	Companies that produce tobacco products, and companies with more than 10% of total revenue related to tobacco products are generally excluded.	
Child Labour	Companies cited for child labour practices are generally excluded.	
Alcohol	Companies with more than 10% of total revenue related to alcohol products are generally excluded.	
Gambling	Companies with more than 10% of total revenue related to gambling or gambling-related products are generally excluded.	
Adult Entertainment	Companies with more than 10% of total revenue related to adult entertainment are generally excluded.	
Personal Firearms	Companies with meaningful revenue related to the manufacture of personal firearms	

Sustainability screens are applied to corporate bonds, supranational organisations, and non-sovereign governmental agencies.

1. Greenhouse Gas Emissions Intensity represents a company's most recently reported or estimated Scope 1 (direct) + Scope 2 (indirect) greenhouse gas emissions normalised by sales in USD (metric tons per USD million sales). Greenhouse gases included are the seven gases mandated by the Kyoto Protocol: carbon dioxide (CO₂), methane (CH₄), nitrous oxide (N₂O), hydrofluorocarbons (HFCs), perfluorocarbons (PFCs), sulfur hexafluoride (SF₆), and nitrogen trifluoride (NF₃). This methodology is subject to change with data developments or other findings or events.

2. Issuers may be excluded for other factors believed to be important to investors interested in sustainability, such as issuers associated with significant environmental controversies.

For more information on these factors please refer to the PDS (including Additional Information Guide). Investors should consider the current PDS in deciding whether to invest in the trusts, or to continue to hold their investments in the trusts.

Sustainability Data Description and Disclosures

Greenhouse Gas Emissions Intensity represents a company's recently reported or estimated Scope 1 (direct) + Scope 2 (indirect) greenhouse gas emissions in carbon dioxide equivalents (CO₂e) normalized by sales in USD (metric tons CO₂e per USD million sales). Greenhouse gases included are carbon dioxide (CO₂), methane (CH₄), nitrous oxide (N₂O), hydrofluorocarbons (HFCs), perfluorocarbons (PFCs), sulfur hexafluoride (SF₆), and nitrogen trifluoride (NF₃). This methodology is subject to change with data developments or other findings or events.

Potential Emissions from Reserves is a theoretical estimate of carbon dioxide produced if a company's reported reserves of oil, gas, and coal were converted to energy, given estimated carbon and energy densities of the respective reserves. This methodology is subject to change with data developments or other findings or events.

Certain information incorporated herein has been provided by Institutional Shareholder Services Inc. ("ISS"), and by MSCI ESG Research Inc. ("ESG"). Although Dimensional Fund Advisors' information providers, including without limitation, ESG and its affiliates (the "ESG Parties"), obtain information from sources they consider reliable, none of the ESG Parties warrants or guarantees the originality, accuracy, and/or completeness of any data herein. None of the ESG Parties makes any express or implied warranties of any kind, and the ESG Parties hereby expressly disclaim all warranties of merchantability and fitness for a particular purpose, with respect to any data herein. None of the ESG Parties shall have any liability for any errors or omissions in connection with any data herein. Further, without limiting any of the foregoing, in no event shall any of the ESG Parties have any liability for any direct, indirect, special, punitive, consequential, or any other damages (including lost profits) even if notified of the possibility of such damages.

Disclosure & Disclaimer

AUSTRALIA and NEW ZEALAND:

This material is issued by DFA Australia Limited (AFS License No. 238093, ABN 46 065 937 671). This material is provided for information only. No account has been taken of the objectives, financial situation or needs of any particular person. Accordingly, to the extent this material constitutes general financial product advice, investors should, before acting on the advice, consider the appropriateness of the advice, having regard to the investor's objectives, financial situation and needs.

Investors should also consider the target market determination that has been made for each financial product either issued or distributed by DFA Australia Limited prior to proceeding with any investment. Go to au.dimensional.com/funds to access a copy of the relevant target market determination. Any opinions expressed in this material reflect our judgement at the date of publication and are subject to change.

This is not an offer or recommendation to buy or sell securities or other financial products, nor a solicitation for deposits or other business, whether directly or indirectly. Any opinions expressed in this publication reflect our judgment at the date of publication and are subject to change.

A Product Disclosure Statement (PDS) for the Dimensional Wholesale Trusts, under which offers to invest in these trusts are made, is available from DFA Australia Limited or by download from our website at dimensional.com.au. Investors should consider the current PDS in deciding whether to invest in the trusts, or to continue to hold their investments in the trusts.